

COUNTRYSIDE

ESTATES



1 Wellington Cottages, Burntmills Road, North Benfleet, Wickford, SS12 9JY

Guide Price £500,000 Freehold

GUIDE PRICE £500,000 - £525,000. A DELIGHTFUL CHARACTER FAMILY HOME BOASTING 125FT LANDSCAPED REAR GARDEN WITH OUTBUILDING AND SWIMMING POOL. Offering a good sized kitchen/diner with open fire, front to back lounge, ground floor shower room and utility. To the first floor three spacious bedrooms and a family bathroom.

Externally, gravelled driveway providing ample off street parking, unoverlooked rear garden with far fetching views, brick built out building/leisure room. VIEWING STRONGLY ADVISED.

1 Wellington Cottages, Burntmills Road, North Benfleet, Wickford, SS12 9JY

Accommodation

Solid oak entrance door, opening through to:

Entrance Porch

Upvc double glazed obscure window to side aspect, tiled flooring, smooth plastered ceiling, wooden stable door leading to:

Lounge 23'11 x 9'8 (7.29m x 2.95m)



Upvc double glazed sash windows to both front and side aspect, upvc double glazed French doors leading out to rear garden, tiled flooring, smooth plastered ceiling, feature marble fire surround with inset electric fire, two radiators, TV and power points.



Kitchen/Diner 21'4 x 13'1 (6.50m x 3.99m)



Upvc double glazed sash windows to front aspect, tiled flooring, smooth plastered beamed ceiling, feature brick built fireplace with open fire, fitted kitchen units with solid oak worktops, inset butler sink with chrome mixer tap, ESSE range cooker, integrated dishwasher and wine cooler, space for fridge freezer, radiators, TV and power points.



1 Wellington Cottages, Burntmills Road, North Benfleet, Wickford, SS12 9JY

Utility Room 10'1 x 4'10 (3.07m x 1.47m)



Upvc double glazed window and stable door to rear garden, tiled flooring, smooth plastered ceiling, fitted wall unit matching kitchen and oak worktop, space for washing machine and tumble dryer, pantry cupboard, power points.

Bedroom One 13'0 x 11'0 (3.96m x 3.35m)



Upvc double glazed sash window to front aspect, carpet, smooth plastered ceiling, range of fitted bedroom furniture and wardrobes, feature cast iron fireplace, radiator, power points.

Ground Floor Shower Room 6'3 x 5'8 (1.91m x 1.73m)



Upvc double glazed obscure window to rear, tiled flooring, smooth plastered ceiling with inset spotlights, half tiled walls, shower cubicle with glass door, chrome heritage shower fittings with rainfall head, vanity unit with marble top and inset handwash basin with chrome mixer tap, close coupled W.C, wall mounted chrome heated towel rail.

Landing

Carpet, smooth plastered ceiling, access to loft via hatch. Doors leading to:



Bedroom Two 11'6 x 9'6 (3.51m x 2.90m)



Upvc double glazed sash window to rear aspect, carpet, smooth plastered ceiling, radiator, TV and power points.

1 Wellington Cottages, Burntmills Road, North Benfleet, Wickford, SS12 9JY



Bedroom Three 11'4 x 9'6 max (3.45m x 2.90m max)



Upvc double glazed sash window to front aspect, carpet, smooth plastered ceiling, radiator, TV and power points.




Bathroom 10'4 x 6'6 (3.15m x 1.98m)



Upvc double glazed sash window to rear aspect, tiled flooring, smooth plastered ceiling, radiator, free standing Victorian bath with chrome mixer tap and handheld shower, pedestal hand wash basin with chrome twin taps, close coupled W.C, built-in storage cupboards, radiator.

Rear Garden



Measuring approx. 125FT landscaped garden, commencing with lawned area, central block paved patio area with path way leading to wooden gazebo, further path winding through the garden passing the outbuilding to the raised decked area with inset swimming pool.



1 Wellington Cottages, Burntmills Road, North Benfleet, Wickford, SS12 9JY



Outbuilding/Leisure Room 21'7 x 9'3 (6.58m x 2.82m)



Brick built with upvc double glazed sash windows to both side and rear aspect, Upvc double glazed French doors leading out to garden, laminate wood flooring, smooth plastered ceiling with wooden beams and inset spotlights, reverse cycle air conditioning unit, fitted bar and cupboard housing swimming pool plant. TV and power points. In addition adjoining the leisure room is a store room/shed.

1 Wellington Cottages, Burntmills Road, North Benfleet, Wickford, SS12 9JY

Swimming Pool



Measuring 24FT x 12FT and 4FT deep, fully functioning with heating system.

Front Garden



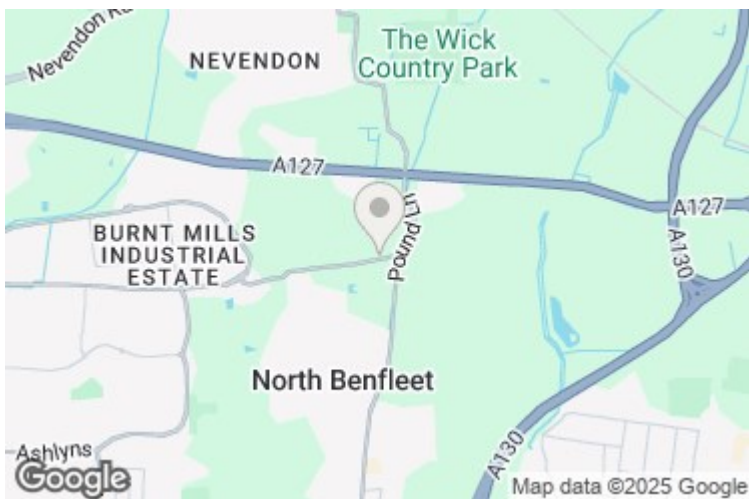
Gravelled driveway providing ample off street parking in addition to wrought iron gates providing access to of property for further parking.

Council Tax

BAND D - Basildon Borough Council

Energy Efficiency Rating		Current	Potential
Very energy efficient - lower running costs			
(92 plus) A			
(81-91) B			
(69-80) C			
(55-68) D		61	74
(39-54) E			
(21-38) F			
(1-20) G			
Not energy efficient - higher running costs			
England & Wales		EU Directive 2002/91/EC	

Environmental Impact (CO ₂) Rating		Current	Potential
Very environmentally friendly - lower CO ₂ emissions			
(92 plus) A			
(81-91) B			
(69-80) C			
(55-68) D			
(39-54) E			
(21-38) F			
(1-20) G			
Not environmentally friendly - higher CO ₂ emissions			
England & Wales		EU Directive 2002/91/EC	





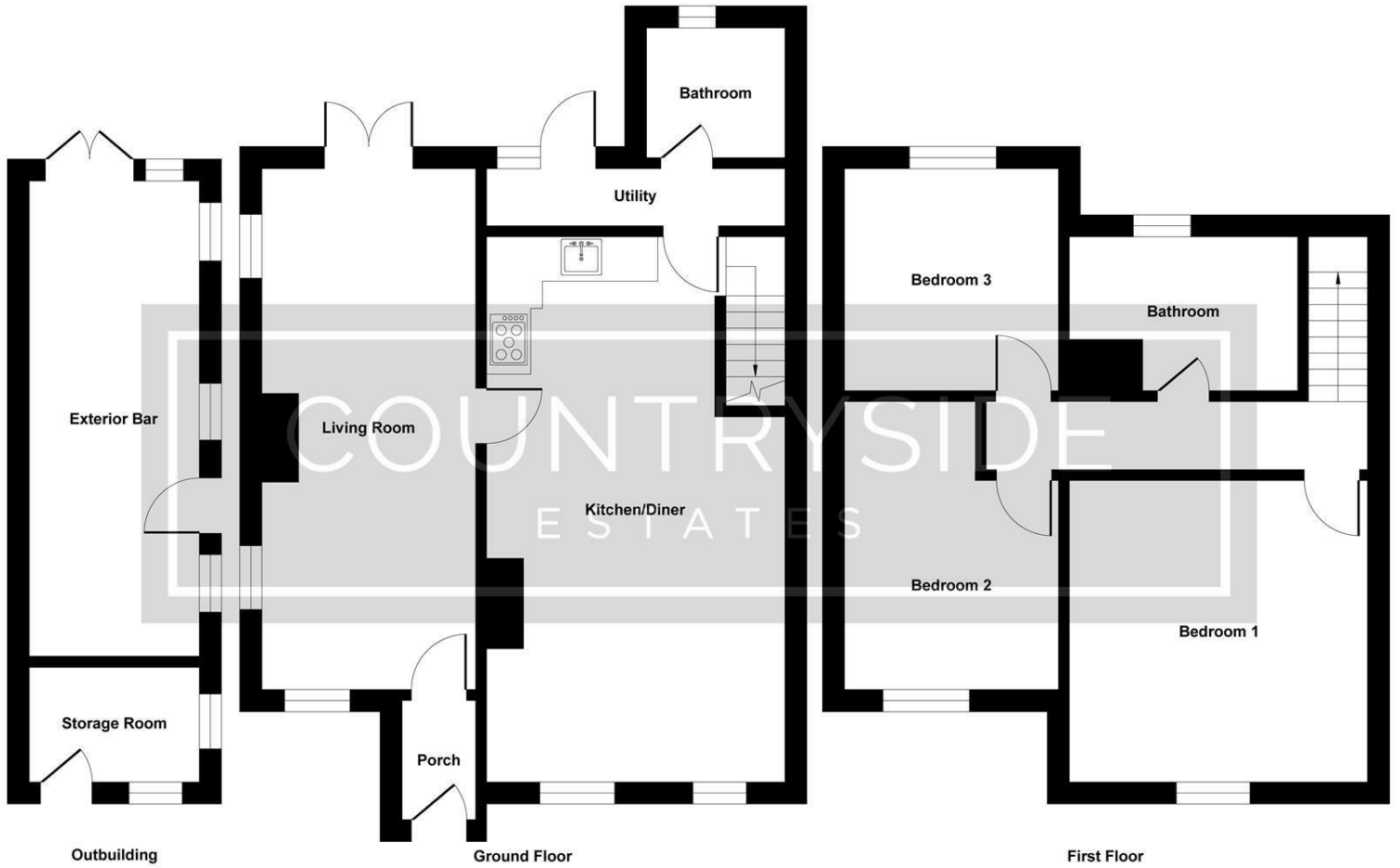


Illustration for identification purposes only, measurements are approximate, not to scale.
Produced by Elements Property

205 High Road, Benfleet, SS7 5HY | 01268 755555 | sales@countrysideestates.co.uk | www.countrysideestates.co.uk



COUNTRYSIDE ESTATES (SALES) LTD | COMPANY No.: 11867260 (England)
REGISTERED ADDRESS: Matrix House 12-16 Lionel Road, Canvey Island, England, SS8 9DE | VAT No.: 332342143